

# POSi-TECH

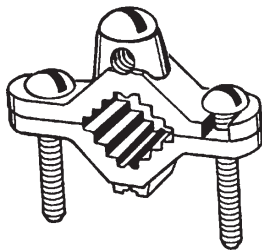
## WATER PIPE GROUND CLAMPS



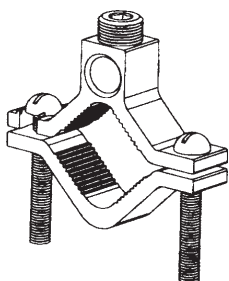
**GJRJ**



**GCLA**



- GCCZ**
- GCSS**
- GCBS**
- GCDB**



**GCAL**

**New!**

### LAY-IN - DIRECT BURIAL

PART NUMBER	PIPE SIZE	SCREW TYPE	CONDUCTOR RANGE	QTY BOX
GJRJ-0205	1/2 - 1	STAINLESS	2 STR - 10 SOL	25
GJLA-0205	1/2 - 1	BRONZE	2 STR - 10 SOL	25

### BRONZE W/ BRONZE SCREWS FOR DIRECT BURIAL

PART NUMBER	PIPE SIZE	SCREW TYPE	CONDUCTOR RANGE	QTY BOX
GCDB-0205	1/2 - 1	BRONZE	2 STR - 10 SOL	25
GCDB-0212	1-1/4 - 2	BRONZE	2 STR - 10 SOL	25

### BRONZE

PART NUMBER	PIPE SIZE	SCREW TYPE	CONDUCTOR RANGE	QTY BOX
GCSS-0205	1/2 - 1	STEEL	2 STR - 10 SOL	25
GCSS-0405	1/2 - 1	STEEL	4 STR - 10 SOL	25
GCSS-0212	1-1/4 - 2	STEEL	2 STR - 10 SOL	10
GCSS-0225	2-1/2 - 4	STEEL	2 STR - 10 SOL	5
GCSS-0245	4-1/2 - 6	STEEL	2 STR - 10 SOL	2

### BRONZE W/ BRASS SCREWS

PART NUMBER	PIPE SIZE	SCREW TYPE	CONDUCTOR RANGE	QTY BOX
GCBS-0205	1/2 - 1	BRASS	2 STR - 10 SOL	25

### ZINC DIE CAST

PART NUMBER	PIPE SIZE	SCREW TYPE	CONDUCTOR RANGE	QTY BOX
GCCZ-0205	1/2 - 1	STEEL	2 STR - 10 SOL	25

### ALUMINUM

PART NUMBER	PIPE SIZE	SCREW TYPE	CONDUCTOR RANGE	QTY BOX
GCAL-1005	1/2, 3/4, 1	SLOT	1/0 - 14	25
GCAL-25M12	1-1/4, 1-1/2, 2	HEX	250 - 6	10
GCAL-25M25	2-1/2, 3, 3-1/2, 4	HEX	250 - 6	5

# POSI-TECH

## WATER PIPE GROUND CLAMPS

### ARMORED CABLE WATER PIPE CLAMPS



PART NUMBER	PIPE SIZE	SCREW TYPE	CONDUCTOR RANGE	QTY BOX
GCAC-4005	1/2 - 1	STEEL	4/0 STR - 8 SOL	25
GCAC-4012	1-1/4 - 2	STEEL	4/0 STR - 8 SOL	10
GCAC-4025	2-1/2 - 4	STEEL	4/0 STR - 8 SOL	5
GCAC-4045	4-1/2 - 6	STEEL	4/0 STR - 8 SOL	2

### ARMORED CABLE CLAMP W/ BRONZE SCREWS - DIRECT BURIAL




PART NUMBER	PIPE SIZE	SCREW TYPE	CONDUCTOR RANGE	QTY BOX
GCAB-4005	1/2 - 1	BRONZE	4/0 STR - 8 SOL	25
GCAB-4012	1-1/4"-2"	BRONZE	4/0 STR - 8 SOL	10

### ARMORED CABLE ADAPTOR 360° SWIVEL TYPE

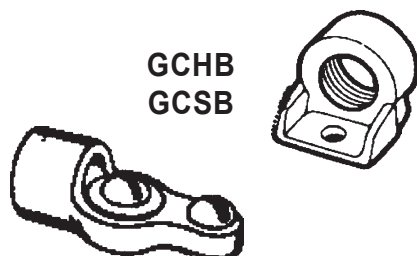
PART NUMBER	PIPE SIZE	SCREW TYPE	CONDUCTOR RANGE	QTY BOX
GCSW-0605	1/2 - 1	STEEL	6 STR - 10 SOL	10
GCSW-0612	1-1/4 - 2	STEEL	6 STR - 10 SOL	10
GCSW-0225	2-1/2 - 4	STEEL	6 STR - 10 SOL	10

### FOR RIGID CONDUIT CONNECTIONS



PART NUMBER	CONDUIT SIZE	PIPE SIZE	SCREW TYPE	CONDUCTOR RANGE	QTY BOX
GCCO-1405	1/2"	1/2 - 1	STEEL	4 STR - 8 SOL	10
GCCO-1412	1/2"	1-1/4 - 2	STEEL	4 STR - 8 SOL	10
GCCO-1425	1/2"	2-1/2 - 4	STEEL	4 STR - 8 SOL	5
GCCO-1445	1/2"	4-1/2 - 6	STEEL	4 STR - 8 SOL	5
GCCO-3405	3/4"	1/2 - 1	STEEL	4 STR - 8 SOL	10
GCCO-3412	3/4"	1-1/4 - 2	STEEL	4 STR - 8 SOL	10
GCCO-3425	3/4"	2-1/2 - 4	STEEL	4 STR - 8 SOL	5
GCCO-3445	3/4"	4-1/2 - 6	STEEL	4 STR - 8 SOL	5
GCCO-9405	1"	1/2 - 1	STEEL	4 STR - 8 SOL	10
GCCO-9412	1"	1-1/4 - 2	STEEL	4 STR - 8 SOL	10
GCCO-9425	1"	2-1/2 - 4	STEEL	4 STR - 8 SOL	5
GCCO-9445	1"	4-1/2 - 6	STEEL	4 STR - 8 SOL	5

### CONDUIT HUBS

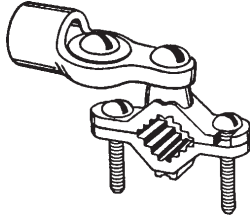


PART NUMBER	CONDUIT SIZE	TYPE	QTY BOX
GCHB-0005	1/2"	REGULAR	10
GCHB-0007	3/4"	REGULAR	10
GCHB-0010	1"	REGULAR	10
GCSB-0005	1/2"	360° SWIVEL	10
GCSB-0007	3/4"	360° SWIVEL	10
GCSB-0010	1"	360° SWIVEL	10

# POSI-TECH

## WATER PIPE GROUND CLAMPS

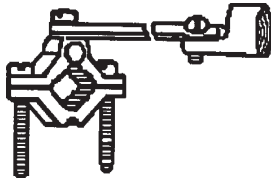
### FOR RIGID CONDUIT CONNECTIONS - 360° SWIVEL TYPE



**GCCS**

PART NUMBER	CONDUIT SIZE	PIPE SIZE	SCREW TYPE	CONDUCTOR RANGE	QTY BOX
GCCS-1405	1/2"	1/2 - 1	STEEL	6 STR - 10 SOL	10
GCCS-1412	1/2"	1-1/4 - 2	STEEL	6 STR - 10 SOL	10
GCCS-1425	1/2"	2-1/4 - 4	STEEL	6 STR - 10 SOL	5
GCCS-3405	3/4"	1/2 - 1	STEEL	2/0 STR - 10 SOL	10
GCCS-3412	3/4"	1-1/4 - 2	STEEL	2/0 STR - 10 SOL	10
GCCS-3425	3/4"	2-1/4 - 4	STEEL	2/0 STR - 10 SOL	5
GCCS-9405	1"	1/2 - 1	STEEL	3/0 - 10 SOL	10
GCCS-9412	1"	1-1/4 - 2	STEEL	3/0 - 10 SOL	10
GCCS-9425	1"	2-1/4 - 4	STEEL	3/0 - 10 SOL	5

### FOR RIGID CONDUIT CONNECTIONS - 360° EXTENDED SWIVEL



**GCEX**

PART NUMBER	CONDUIT SIZE	PIPE SIZE	SCREW TYPE	CONDUCTOR RANGE	QTY BOX
GCEX-1405	1/2"	1/2 - 1	STEEL	4 STR - 8 SOL	10
GCEX-1605	1/2"	1/2 - 2	STEEL	6 STR - 10 SOL	10
GCEX-3405	3/4"	1/2 - 3	STEEL	4 STR - 8 SOL	10
GCEX-3205	3/4"	1/2 - 87	STEEL	2/0 STR - 10 SOL	10
GCEX-9405	1"	1/2 - 88	STEEL	4 STR - 8 SOL	10
GCEX-9305	1"	1/2 - 89	STEEL	3/0 STR - 10 SOL	10

## ACORN GROUND ROD CLAMPS



### UNIVERSAL ALL-IN-ONE (Direct Burial)

PART NUMBER	WIRE SIZE	ACCOMODATES ROD SIZE	BOLT SIZE	QTY BOX
GSRC-1000	10 SOL - 1/0 STR	3/8", 1/2", 5/8", 3/4"	3/8-16	100

### STANDARD DUTY (Direct Burial)



PART NUMBER	WIRE SIZE	ACCOMODATES ROD SIZE	BOLT SIZE	QTY BOX
GRCA-0102	10 SOL - 2 STR	1/2"	3/8-16	100
GRCA-0508	10 SOL - 2 STR	5/8"	3/8-16	100
GRCA-0304	10 SOL - 2 STR	3/4"	3/8-16	100

### HEAVY DUTY (Direct Burial)



PART NUMBER	WIRE SIZE	ACCOMODATES ROD SIZE	BOLT SIZE	QTY BOX
GRCA-1308	10 SOL - 4 STR	3/8"	5/16-18	100
GRCA-1102	10 SOL - 2 STR	1/2"	7/16-14	100
GRCA-1508	8 SOL - 1/0 STR	5/8"	7/16-14	100
GRCA-1304	8 SOL - 1/0 STR	3/4"	7/16-14	50
GRCA-1000	8 SOL - 1/0 STR	1"	1/2-13	25